



TRACKPRO

INDEX

Function	Page No.
1. Introduction	1
2. Recommendation	2
3. Trackpro Features & Functions	3
4. SMS commands & Responses	6
5. Registering Mobile Number	16
6. How to use Autocop website	17
7. Connection diagram	18



TRACKPRO

1. INTRODUCTION

Dear customer,
Congratulations on being the owner of this product which has been designed and manufactured to the highest automotive standards utilizing the latest technology for total reliability, Creativity and rigor, enthusiasm and experience through conscious human resources and the latest technology to bring to the consumers , a product, the launch of which would be a landmark in the history of transition from the era of mechanical protection to the electronic one.

Autocop Trackpro TP1000 is Vehicle Tracking system with a host of features. The Autocop Trackpro TP1000 device Locate the vehicle in real-time, thanks to the on-board GPS and GSM/GPRS technologies. The possibility to interact with the system by means of short text message (SMS), gives the owner total management of the events concerning the vehicle.

The product addresses customer needs to the fullest by incorporating State of the Art Technology and Design of Automotive Standards accompanied with best after sales service and unparalleled network India wide. Range of specially formulated products provides a user friendly, convenient, and reliable solution to car security accompanied with operational convenience for the consumers.

Please read this manual to get the full benefit of the system. We suggest you keep this manual with the registration documents of the vehicle. It will be easier for you to find the information immediately.

Your dealer will be pleased to clarify any queries you may have with the system or its operation. Hope you derive as much pleasure in using it as we have from its development.



TRACKPRO

2. RECOMMENDATIONS :

We recommend that you keep this manual together with your vehicle documents. It is important that you read the complete user manual to make sure of trouble free operation.

Furthermore, we cannot exclude the possibility of errors. We hope that you will understand, therefore that no legal claims can be derived from the information, illustrations and descriptions in this document.

Although protected by a high level tracking system the installation of the tracking system is not an insurance against theft it is only a step towards precautions, it is advisable and good practice to always take a series of precautions when the vehicle is to be left unattended.

Always try to park in well-lit and safe space.

2.1 ADDITIONAL INSTRUCTIONS :

- The GPS functionality is dependent on Geographical conditions
- GSM/GPRS functionalities are dependent on the Mobile Network
- If Prepaid SIM card be used, pay special attention to the amount of remaining credit & expiry date for itself.

2

TRACKPRO

3. TRACKPRO FEATURES & FUNCTIONS

3.1 Trackpro Hardware Features:

- a) GPS Module having -163dB sensitivity with onboard antenna
- b) GSM/GPRS module with onboard antenna
- c) Onboard vibration Sensor to detect Tow-away of vehicle

3.2 Trackpro Functions

1. To Retrieve the Location of vehicle :

- a) Send 'LOC' SMS from registered mobile number
- b) Address of vehicle's current location will be delivered to the user via SMS along with date & time.

2. Web Based real time Vehicle tracking :

Autocop Trackpro web based solution is developed and deployed using state-of-art technology with appropriate authentication and authorization.

You just login to your www.autocoptrackpro.com web account, fill in your profile and get started. The vehicle tracking system gives you a map view of where your vehicle is situated and all kinds of other useful information such as the travel speed, engine running notification and past travel routes.

Note: since this system uses the GPRS and the web application to log data, the tracking is possible only if both the services are running OK.

The web application is provided free of cost for a period of 1 year, thereafter the services may continue to remain free or a fixed amount / year will be charged.

GPRS usage charges will be at actual as per selected plan, Please confirm with your Mobile Phone Operator (Per track point data upload on server 70 bytes)

3

TRACKPRO**3. Basic Requirements :**

The SIM card in the vehicle should have GPRS activated.

4. Below features are possible with web application :

- Live tracking of the vehicle on Map.
- Observe Traceback of past locations (e.g. last week location data) on Map.
- You can Generate Report of the vehicle trip history
- You can Create and Assign various geo-fence areas, routes, destination point etc.
- You can assign the overspeed limit and configure for alerts
- You can vary the time between two data log points as per your convenience
- You can easily update the vehicle tracking configurations like Owner's number, Co-Owner's number, vehicle Reg. ID etc. on website

5. Alerts & Notifications :**a) Configuration Notification :**

Whenever user profile is updated from website, mail and SMS will be received on the respective registered mobile number confirming the action when ignition is turned ON.

b) Alarm indication through SMS :

An SMS will be sent to the registered mobile number whenever an Alarm occurs in vehicle. (Available if OE fitted alarm system interfaced with TP1000)

c) Tow away Alert :

If vehicle Ignition is OFF and it is found that vehicle is moving with some speed, Message will be received on registered mobile number indicating Tow away when movement is more than 800m.

4

TRACKPRO**d) Over-speed Alert :**

If the vehicle over-speeds than the set speed in the configuration settings, an alert message will be sent to the registered mobile numbers indicating the over-speed has been detected.

e) Position Alert :

Whenever vehicle reaches the position assigned, an alert SMS will be sent to the registered mobile numbers.

f) Geo-fence Entry-alert :

Whenever the vehicle enters assigned geo-fence zone the alert message will be sent to the registered mobile numbers indicating that the vehicle has entered assigned geo-fence zone.

g) Geo-fence Exit-alert :

Whenever the vehicle exits assigned geo-fence zone the alert message will be sent to the registered mobile numbers indicating that the vehicle has left assigned geo-fence zone.

h) Route Deviation Alert :

Whenever the vehicle deviates by 1KM from the assigned route, alert message will be sent to the registered mobile numbers indicating that the vehicle has deviated from the assigned route.

5

TRACKPRO**4. SMS COMMANDS AND RESPONSES :****1. Current Location of Vehicle -***SMS codes to be sent from mobile : Loc Case Sensitive : No*

From Owner and Co-Owner's Numbers only

Situation	SMS reply from Trackpro
1. Ok condition	Trackpro Location Notification : Vehicle Reg No. IGN: ON/OFF Speed: Current location address Date Time
2. No GPRS	Available location in Latitude and Longitude *
3. GPRS not active	GPRS not active
4. No APN information	Can't, No APN
5. No location information	Sorry No Data
6. Model hardware faulty	Check GPS connection

6

TRACKPRO**2. Start Tracking -***SMS codes to be sent from mobile : Ton Case Sensitive : No*

From Owner and Co-Owner's Numbers only

Situation	SMS reply from Trackpro
N/A	Tracking Started

3. Stop Tracking -*SMS codes to be sent from mobile : Toff Case Sensitive : No*

From Owner and Co-Owner's Numbers only

Situation	SMS reply from Trackpro
N/A	Tracking Stopped

4. Add Co-Owner's number -*SMS codes to be sent from mobile : ADP Case Sensitive : Yes*

From Owner Number only

Situation	SMS reply from Trackpro
N/A	Co-Owner Added

7

TRACKPRO**5. Delete Co-Owner number -**

SMS codes to be sent from mobile : DELP *Case Sensitive : Yes*
 From Owner Number only

Situation	SMS reply from Trackpro
N/A	Erased

6. Find nearby Fuel Station powered by Google Map -

SMS codes to be sent from mobile : Fuel *Case Sensitive : No*
 From Owner & Co-Owner's Number only

Situation	SMS reply from Trackpro
1. Data available with Google	Trackpro Petrol Pump (Google Regd.) Info : fuel station_name, location address
2. Data not available with Google	Trackpro PetrolPump (Google Regd.) Info: NO DATA

8

TRACKPRO**7. Track History -**

SMS codes to be sent from mobile : Route *Case Sensitive : No*
 From Owner and Co-Owner's Numbers only

Situation	SMS reply from Trackpro
N/A	Trackpro Trace Info : Vehicle Reg No. IGN: ON/OFF location_partial_address1 @time1; location_partial_address2 @time2; location_partial_address3 @time3

9

TRACKPRO**8. Vehicle Information -**

SMS codes to be sent from mobile : Status
From Owner and Co-Owner's Numbers only

Case Sensitive : No

Situation	SMS reply from Trackpro
1. Ignition on	Owner: < Owner's no > Co-Owner: < Co-owner's no > IGN: ON Tracking: On/Off APN: "< apn name > "
2. Ignition off	Owner: < Owner's no > Co-Owner: < Co-owner's no > IGN: OFF Tracking: On/Off APN: "< apn name > "

9. Configure APN -

SMS codes to be sent from mobile : APN(apn name)
From Owner and Co-Owner's Numbers only

Case Sensitive : Yes

Situation	SMS reply from Trackpro
1. Ignition should be ON while sending SMS (settings will be applied after next Ignition On)	APN configured

10

TRACKPRO**4.1 Alert and Notifications on SMS****1. Trackpro Reconnection**

To Owner and Co-Owner's Numbers only

SMS From Trackpro Module	SMS From Trackpro Server (Tracking should be ON)
1. Trackpro Reconnected	Trackpro Location Info: Vehicle Reg No. IGN: ON/OFF Current Location address Date Time

2. Password Request and Profile Update

To Owner and Co-Owner's Numbers only

SMS From Trackpro Module	SMS From Trackpro Server (Tracking should be ON)
N/A	Trackpro User Info: UserName: Password:

11



TRACKPRO

3. Alarm Notification

To Owner and Co-Owner's Numbers only

SMS From Trackpro Module	SMS From Trackpro Server (Tracking should be ON)
1. Siren Alert	Trackpro Location Info: Vehicle Reg No. IGN: ON/OFF Current Location address Date Time

4. Towed-Away

To Owner and Co-Owner's Numbers only

SMS From Trackpro Module	SMS From Trackpro Server (Tracking should be ON)
1. Towed Away	Trackpro Location Info: Vehicle Reg No. IGN: ON/OFF Current location address Date Time

12



TRACKPRO

5. GPS Connection

To Owner and Co-Owner's Numbers only

SMS From Trackpro Module	SMS From Trackpro Server (Tracking should be ON)
1. Check GPS Connection	Trackpro GPS Hardware Failure: Vehicle Reg No. IGN: ON/OFF Check GPS Connection (OR) Contact Customer Care

6. Over Speed

To Owner and Co-Owner's Numbers only

SMS From Trackpro Module	SMS From Trackpro Server (Tracking should be ON)
1. N/A	Trackpro Over Speed Alert: Vehicle Reg No. IGN: ON/OFF Current - xx kmph. Set - xx kmph Current location address Date Time

13





TRACKPRO

7. Geofence Entry

To Owner and Co-Owner's Numbers only

SMS From Trackpro Module	SMS From Trackpro Server (Tracking should be ON)
N/A	Trackpro Boundary Entry - Boundary Name: Vehicle Reg No. IGN: ON/OFF Current location address Date Time

8. Geofence Exit

To Owner and Co-Owner's Numbers only

SMS From Trackpro Module	SMS From Trackpro Server (Tracking should be ON)
N/A	Trackpro Boundary Exit - Boundary Name: Vehicle Reg No. IGN: ON/OFF Current locaiton address Date Time

14



TRACKPRO

9. Route Deviation

To Owner and Co-Owner's Numbers only

SMS From Trackpro Module	SMS From Trackpro Server (Tracking should be ON)
N/A	Trackpro Deviation Alert: Vehicle Reg No. IGN: ON/OFF Deviated by xx km Current location address Date Time

10. Position Info

To Owner and Co-Owner's Numbers only

SMS From Trackpro Module	SMS From Trackpro Server (Tracking should be ON)
N/A	Trackpro Position Notification: Vehicle Reg No. IGN: ON/OFF Marked location address Current - xx kmph. Set - xx kmph Date Time

15





TRACKPRO

5. REGISTERING MOBILE NUMBERS

Owner Number :

It is main mobile number which needs to be registered at first to receive location information and Alerts via SMS.

Co-Owner Number :

This additional mobile number can be configured from Owner's Number which can also receive location information and Alerts via SMS.

The Mobile numbers can be registered Online through your user account or following the below procedure.

Registering Owner's Mobile Number

1. Turn Vehicle Ignition ON
2. Send REG! SMS to module
3. Wait for three beeps acknowledge
(Follow below two steps within 15 seconds*)
4. Turn Ignition OFF - 1 Beep acknowledge
5. Turn Ignition ON - 1 Beep acknowledge

As soon as module registers the number, there will be 4-beep acknowledge as well as you will receive a SMS from TRACKPRO "Trackpro Configured" or "Trackpro configured - No APN"

* Note : After 15 Secs. Timeout if the Owner number is not registered there will be Two beeps acknowledge.

Registering Co-Owner's Mobile Number

To register Co-Owner mobile number

1. Send SMS ADP < mobile number > from the registered Owner's mobile number

16



TRACKPRO

6. HOW TO USE WEBSITE

- a) Go to www.autocoptrackpro.com.
- b) Login using User ID/Username and Password.
- c) For Autocop website, Help manual is given on website
- d) After Logging to the website click on "HELP" tab.
You will see "Help Manual of Autocop Trackpro Website"



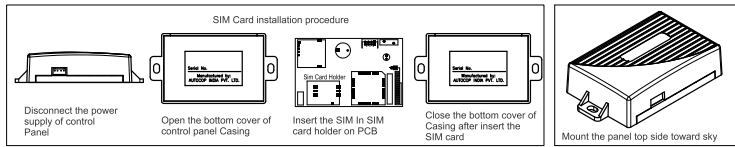
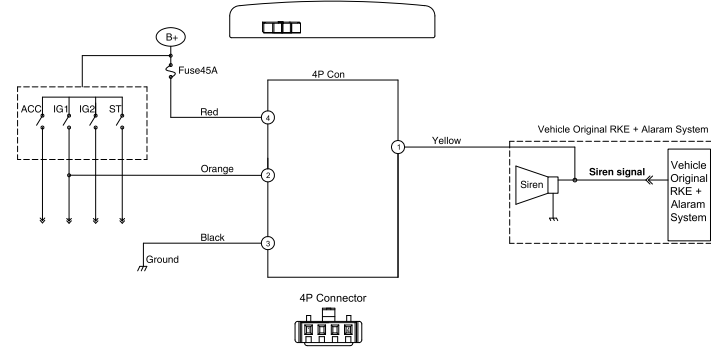
17



black

TRACKPRO

7 Connection Diagram



Note:
1) Connector seen from mating face

18

black

TRACKPRO

SERVICE HELPLINE

NORTH INDIA	
DELHI	: 011-47566066 / 0995888250
GURGAON	: 0124-3072388 / 89 / 90 / 91 / 92
CHANDIGARH & NIDDA	: 0120-3643170 / 7640448
CHANDIGARH	: 0172-2631571 / 2631572 / 5076985 / 5303985
MARNAL	: 0124-3072388 / 90 / 90 / 91 / 92 / 9223232000 / 9726017340
RISSAR	: 0144-3072325 / 89 / 90 / 91 / 92 / 9720017344
LUDHIANA	: 0161-5088229 / 30 / 5018963
JALLANDHAR	: 0161-5088229 / 30 / 5018963 / 98 / 78420 / 921 / 925 / 920
LAMPHEER	: 0161-5088229 / 30 / 5018963 / 98 / 78420 / 921
BHATINDA	: 0161-5088229 / 30 / 5018963 / 98 / 78420 / 921
PATIALA	: 0161-5088229 / 30 / 5018963 / 98 / 78420 / 919 / 930
JAMMU & KASHMIR	: 0161-5088229 / 30 / 5018963 / 98 / 78420 / 425 / 426 / 427
JAI PUR	: 0141-2204936
UDA PUR	: 0141-2204936 / 9784842732
LUCKNOW	: 0522-2788895 / 3251647
KANPUR	: 0512-3248863 / 3240946
ALLAHABAD	: 0522-2788895 / 3251647 / 9956393374 / 76
VARANASI	: 0522-2788895 / 3251647 / 9956393377
GORAKHPUR	: 0522-2788895 / 3251647 / 9956393378
JHANSI	: 0522-2788895 / 3251647 / 9956393379
FAIZABAD	: 0522-2788895 / 3251647 / 9956393383
METTLIT	: 0120-2641818 / 20 / 2640148 / 9977085243
AGRA	: 0120-2641818 / 20 / 2640148 / 9977085247
DEHRADUN	: 0135-3243015 / 5983999-790 / 791

EAST INDIA	
KOLKATA	: 033-40612200 / 3301 / 3303 / 9818114772 / 9814-88908
SILIGURI	: 0993282453 / 993233223
HALDIA	: 9831034153
ASANSOL	: 9831034779
HASSANI (GUWAHATI)	: 081-2721560 / 995793985
DIBRUGARH	: 0995718391
TINSUKIA	: 0995718402
SOCRAH	: 0957184032
AIZWAL	: 9862585154
JARAIACHAL	: 9862585153
HORNHAI	: 0995718398
RAIPUR (C.G.)	: 0771-2241498 / 9755512200 / 9755512205
BHUBH	: 9755512211
CHUNG	: 9755512208
BAIGARH	: 9755512210
BILAPUR	: 9755512215 / 9755512216
KORBA	: 9755512217
RANCHI (JHARHANDI)	: 0661-2330180 / 9955994941 / 9955994942
JAMSHEDPUR / JATA NAGAR	: 0661-2330181 / 9955994936
BOKARO	: 09955994945
DHANBAD	: 09955994944
DINA (BIRAH)	: 0661-2331171 / 0993458951 / 09934633515
BHUBNESHWAR (ORISSA)	: 0674-2380068 / 09937747051
CUTTACK	: 09937747028
ROURKELA & SAMBALPUR	: 09934633516
NAVAGAN (JASSAM)	: 09937184020

SOUTH INDIA	
BANGALORE	: 08023563144 / 427 / 40833816 / 17 / 18 / 9740025504
MIRULI	: 9740025505 / 12
HYDRABAD	: 0812-2324069 / 9740025511
MANGALORE	: 9740025510
CHENNAI	: 044-2253320-21 / 9840022774 / 9790989910
COIMBATORE	: 042-2312120 / 9790989911
TIRUCHI / MADURAI	: 0432-2603104 / 9790989919 / 9790989934
PONDICHERY	: 9790989932
SALEM	: 9790989925
ERODE	: 9790989938
COCHIN	: 0484-2320391 / 2336341 / 9993805860
TRIVANURIM	: 0471-2328118 / 9993805860 / 981
CALCUT	: 0495-2762777 / 9995805870
MALAPPURAM	: 9995805871
OTTOMAM	: 9995805876
TIRUCHUR	: 9995805875
PALAKKAD	: 9995805874
KOLAM	: 9995805882
ALLEPREY	: 9995805877
KANNUR	: 9995805853
KORAMULLAM	: 9995805878
HYDRABAD	: 040-27510418 / 65216609 / 32982247 / 9885267670
VISHAKHAPATNAM	: 9885216692
VIRAYAMDE	: 9885267680
WARANGAL	: 9885216664
KARIMNAGAR	: 9966028864
KURNOOL	: 9885216661
GUNTUR	: 9885809272
NELLORE	: 9885267679
ELURUMUNDY	: 9885216670


WEST INDIA	
MUMBAI	: 022-28220000 / 28209529 / 30 / 31 / 34 / 30889022 / 23 / 24
THANE (WEST MUMBAI)	: 022-28220000
NASHIK	: 0253-2098419 / 2590486
PUNE	: 020-4500062 / 2728 / 290 / 30 / 60
RAJGUR	: 9766200599
KOLHAPUR	: 9766200559
AURANGABAD	: 0240-2341743 / 9766200560
HUBLI	: 0232-3113200 / 9766200533 / 533 / 531
GDA	: 9766200537 / 9766200538
INDORE	: 0731-4224995 / 97662005739
BIRMUR	: 9766200579
GULBARG	: 9766200591 / 9766200594
AHMEDABAD	: 079-66119427 / 9766200533 / 531 / 530 / 537
RAJOT	: 0791-3070680 / 9766200569 / 262 / 263
BARODA	: 0365-2311096 / 9662016118
SURAT	: 0261-4596277 / 9725022-592 / 0243

E-mail : service@autoocp.in



TRACKPRO

Note :



TRACKPRO

Note :

